
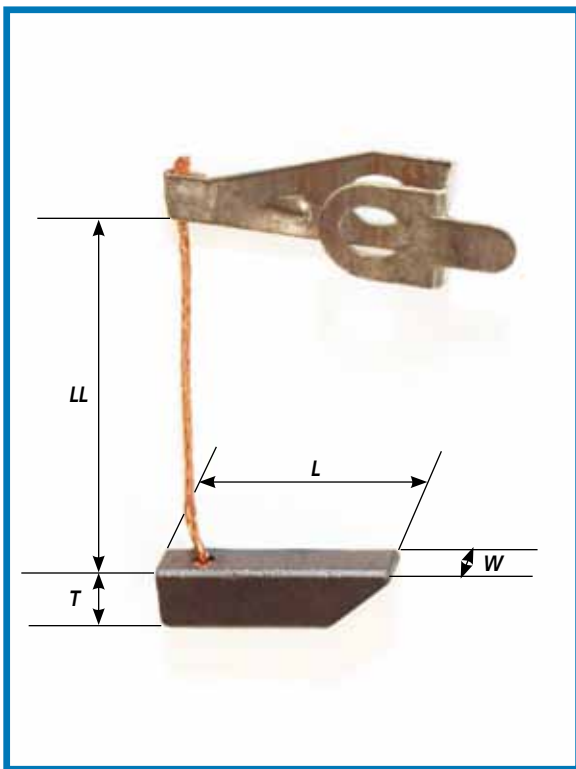



DIMENSION

Reference Guide

St. Marys Carbon Company



- D* = Brush Diameter
- L* = Brush Length
- LL* = Lead Length
- T* = Brush Thickness*
- W* = Brush Width*
- MLL* = Motor Lead Length

* Thickness vs. width:
Thickness will always be the smaller dimension.